

SC Germany Consumer 2022-1 Monthly Investor Report



STS Verification
International



ABS Issuer
of the Year

Santander Germany

WINNER



GlobalCapital
EUROPEAN
SECURITIZATION
AWARDS

ABS Issuer of the Year
Santander Consumer Bank AG

WINNER



GlobalCapital
EUROPEAN
SECURITIZATION
AWARDS

ABS ISSUER OF THE YEAR

WINNER

SC Germany Consumer 2022-1 Monthly Investor Report

Cover Sheet Monthly Investor Report



Calculation Date	12.12.2024				
Payment Date	16.12.2024				
Period No	26				
Monthly Period	Dec 2024				
Interest Period	from Nov 2024	to	16.12.2024	=	32 days
Collection Period	from 01.11.2024	to	30.11.2024		

Index	Page
1. Portfolio Information	1
1.1 Portfolio Information per period	2
2. Reserve Accounts	3
3.1 Delinquency Data	4
3.2 Default Data	5
3.3 Defaults & Recoveries per period	6
4. Concentration Limits	7
5. Outstanding Notes	8
6. Original Principal Balance	9
6.1 Original PB (Graph)	10
7. Current Principal Balance	11
7.1 Current PB (Graph)	12
8. Borrower Concentration	13
9. Geographical Distribution	14
9.1 Geographical (Graph)	15
10. Collateral	16
11. Insurances	17
12. Payment Methods	18
13. Effective Interest Rate	19
13.1 Effective Interest Rate (Graph)	20
14. Seasoning	21
14.1 Seasoning (Graph)	22
15. Remaining Term	23
15.1 Remaining Term (Graph)	24
16. Original Term	25
16.1 Original Term (Graph)	26
17. Loan Concentration	27
18. Amortisation Profiles	28
19. Priority of Payments + Transaction Costs	29
20. Retention	30
21. Counterparties	31
21.1 Issuer Information	32
23. Swap Counterparty	33
24. Santander Consumer Bank	34
25. Glossary	35

SC Germany Consumer 2022-1 Monthly Investor Report

1. Portfolio Information



Calculation Date	12.12.2024				
Payment Date	16.12.2024				
Period No	26				
Monthly Period	Dec 2024				
Interest Period from	14.11.2024	to	16.12.2024	=	32 days
Collection Period from	01.11.2024	to	30.11.2024		

Outstanding Receivables	No. of Contracts	current period	previous period
		Aggregate Outstanding Principal Amount	Aggregate Outstanding Principal Amount
Beginning of Period	49.793	663.524.217,89 €	686.245.897,64 €
Scheduled Principal Payments		11.095.809,89 €	11.574.922,92 €
Prepayment Principal		6.434.692,96 €	9.370.823,74 €
Total Principal Collections		17.530.502,85 €	20.945.746,66 €
Total Interest Collections		3.036.835,34 €	3.142.930,64 €
Defaults		2.114.906,71 €	1.775.933,09 €
Replenishment Amount		- €	- €
End of Period		643.878.808,33 €	663.524.217,89 €
Purchase Shortfall Amount		46,65 €	16,78 €
Total Assets (End of Period)	48.761	643.878.854,98 €	663.524.234,67 €
Current Prepayment Rate (annualised)		11,0%	
Current Poolfactor		65,1%	

**SC Germany Consumer 2022-1
Monthly Investor Report**

1.1 Portfolio Information per period



Calculation Date	12.12.2024		
Payment Date	16.12.2024		
Period No	26		
Monthly Period	Dec 2024		
Interest Period	from	14.11.2024	to 16.12.2024 = 32 days
Collection Period	from	01.11.2024	to 30.11.2024

Collection Period	Outstanding BOP	Scheduled Principal Payments	Prepayment Principal	Total Principal Collections	Prepayment Rate
1	999.999.987,09 €	12.874.153,58 €	12.869.301,56 €	25.743.455,14 €	14,40%
2	999.999.994,49 €	12.749.018,21 €	14.938.459,26 €	27.687.477,47 €	16,52%
3	999.999.997,67 €	12.267.567,37 €	9.162.134,91 €	21.429.702,28 €	10,46%
4	999.999.994,00 €	12.703.121,13 €	19.011.983,49 €	31.715.104,62 €	20,57%
5	999.999.989,14 €	12.573.513,08 €	15.870.326,32 €	28.443.839,40 €	17,47%
6	999.999.997,65 €	12.878.781,51 €	16.692.848,52 €	29.571.630,03 €	18,29%
7	999.999.996,75 €	13.682.490,24 €	13.503.526,90 €	27.186.017,14 €	15,05%
8	999.999.997,40 €	13.211.478,12 €	16.184.488,81 €	29.395.966,93 €	17,78%
9	999.999.977,96 €	13.262.543,27 €	16.278.904,21 €	29.541.447,48 €	17,88%
10	999.999.995,70 €	13.446.052,16 €	18.154.861,64 €	31.600.913,80 €	19,74%
11	999.999.981,96 €	13.599.419,19 €	16.834.208,94 €	30.433.628,13 €	18,43%
12	999.530.391,05 €	15.340.390,18 €	11.711.911,98 €	27.052.302,16 €	13,19%
13	999.580.049,79 €	13.793.697,79 €	11.179.253,25 €	24.972.951,04 €	12,63%
14	972.266.109,07 €	13.666.245,62 €	11.190.638,69 €	24.856.884,31 €	12,97%
15	944.785.206,34 €	13.428.232,84 €	6.947.345,42 €	20.375.578,26 €	8,48%
16	921.970.706,57 €	13.481.764,40 €	15.831.286,42 €	29.313.050,82 €	18,77%
17	890.117.850,69 €	12.996.695,21 €	12.787.144,97 €	25.783.840,18 €	15,94%
18	861.730.634,77 €	13.076.882,81 €	11.073.015,12 €	24.149.897,93 €	14,38%
19	835.033.301,62 €	12.399.426,81 €	11.845.408,98 €	24.244.835,79 €	15,76%
20	808.209.422,55 €	12.178.434,68 €	10.913.314,14 €	23.091.748,82 €	15,05%
21	782.196.586,96 €	12.151.252,31 €	10.400.103,58 €	22.551.355,89 €	14,84%
22	757.456.618,62 €	11.862.521,13 €	11.399.724,40 €	23.262.245,53 €	16,64%
23	731.399.238,96 €	11.731.053,27 €	9.605.072,52 €	21.336.125,79 €	14,67%
24	707.906.332,38 €	11.354.152,69 €	8.141.008,60 €	19.495.161,29 €	12,96%
25	686.245.897,64 €	11.574.922,92 €	9.370.823,74 €	20.945.746,66 €	15,21%
26	663.524.217,89 €	11.095.809,89 €	6.434.692,96 €	17.530.502,85 €	11,04%
27					
28					
29					
30					
31					
32					
33					
34					
35					
36					
37					
38					
39					
40					
41					
42					
43					
44					
45					
46					
47					
48					
49					
50					
51					
52					
53					
54					
55					
56					
57					
58					
59					
60					
61					
62					
63					
64					
65					
66					
67					
68					
69					
70					
71					
72					
73					
74					
75					
76					
77					
78					
79					
80					

**SC Germany Consumer 2022-1
Monthly Investor Report**

2. Reserve Accounts



Calculation Date	12.12.2024				
Payment Date	16.12.2024				
Period No	26				
Monthly Period	Dec 2024				
Interest Period from	14.11.2024	to	16.12.2024	=	32 days
Collection Period from	01.11.2024	to	30.11.2024		

Reserve Accounts

	in %		Trigger Event y/n
Liquidity Reserve			
Beginning of Period	1,9%	12.668.094,70 €	
Cash Outflow		12.668.094,70 €	
of which Liquidity Reserve Excess Amount		- €	
Cash Inflow		12.636.000,00 €	
End of Period	1,9%	12.636.000,00 €	
Required Liquidity Reserve Amount	2,2%	14.101.260,72 €	
Commingling Reserve	in %		no
Beginning of Period		n/a	
Cash Outflow		n/a	
of which Commingling Reserve Excess Amount			
of which drawn from the commingling reserve and applied to PoP			
Cash Inflow		n/a	
End of Period		n/a	
Commingling Reserve Required Amount		- €	
Set-Off Reserve	in %		no
Beginning of Period		n/a	
Cash Outflow		n/a	
of which Set-Off Reserve Excess Amount			
of which drawn from the set-off reserve and applied to PoP			
Cash Inflow		n/a	
End of Period		n/a	
Set-Off Reserve Required Amount		- €	
In case of Rating Trigger breach: Set-Off Reserve Required Amount			

**SC Germany Consumer 2022-1
Monthly Investor Report**

3.1 Delinquency Data



Calculation Date	12.12.2024				
Payment Date	16.12.2024				
Period No	26				
Monthly Period	Dec 2024				
Interest Period	from	14.11.2024	to	16.12.2024	= 32 days
Collection Period	from	01.11.2024	to	30.11.2024	

Delinquency Data and Ratios

Collection Period	Outstanding BOP	Days past due				not delinquent	Days past due			
		1-30	31-60	61-90	>90		1-30	31-60	61-90	>90
1	999.999.987,09 €	0,00 €	0,00 €	0,00 €	0,00 €	100,00%	0,00%	0,00%	0,00%	0,00%
2	999.999.994,49 €	641.380,19 €	1.894.731,03 €	844.156,63 €	61.173,60 €	99,66%	0,06%	0,19%	0,08%	0,01%
3	999.999.997,67 €	2.165.080,78 €	1.060.540,63 €	2.578.767,32 €	725.701,01 €	99,35%	0,22%	0,11%	0,26%	0,07%
4	999.999.994,00 €	1.781.232,01 €	2.899.036,17 €	795.324,06 €	2.634.984,34 €	99,19%	0,18%	0,29%	0,08%	0,26%
5	999.999.989,14 €	860.512,44 €	2.266.862,75 €	2.762.908,48 €	4.198.265,92 €	98,99%	0,09%	0,23%	0,28%	0,42%
6	999.999.997,65 €	2.543.997,92 €	3.376.601,62 €	2.436.455,51 €	2.844.720,69 €	98,88%	0,25%	0,34%	0,24%	0,28%
7	999.999.996,75 €	954.864,90 €	5.145.832,87 €	2.763.720,24 €	2.757.097,57 €	98,84%	0,10%	0,51%	0,28%	0,28%
8	999.999.997,40 €	2.864.134,06 €	3.671.378,04 €	2.672.979,02 €	3.346.589,70 €	98,74%	0,29%	0,37%	0,27%	0,33%
9	999.999.977,96 €	1.065.451,69 €	3.999.926,34 €	3.994.959,29 €	5.266.748,99 €	98,57%	0,11%	0,40%	0,40%	0,53%
10	999.999.995,70 €	3.250.747,46 €	1.215.052,88 €	4.064.701,73 €	5.563.315,06 €	98,59%	0,33%	0,12%	0,41%	0,56%
11	999.999.981,96 €	1.111.463,21 €	3.290.646,07 €	3.538.383,00 €	6.510.756,00 €	98,55%	0,11%	0,33%	0,35%	0,65%
12	999.530.391,05 €	1.104.492,49 €	3.745.027,68 €	3.444.484,59 €	6.265.484,42 €	98,54%	0,11%	0,37%	0,34%	0,63%
13	999.580.049,79 €	4.151.380,28 €	3.804.017,99 €	1.411.264,70 €	6.179.967,34 €	98,44%	0,42%	0,38%	0,14%	0,62%
14	972.266.109,07 €	1.607.009,74 €	4.520.145,30 €	4.047.145,59 €	6.202.633,38 €	98,32%	0,17%	0,46%	0,42%	0,64%
15	944.785.206,34 €	3.552.122,70 €	1.608.436,98 €	4.962.406,83 €	6.386.006,24 €	98,25%	0,38%	0,17%	0,53%	0,68%
16	921.970.706,57 €	3.147.158,13 €	3.933.297,21 €	3.839.134,43 €	4.811.470,77 €	98,29%	0,34%	0,43%	0,42%	0,52%
17	890.117.850,69 €	1.252.628,08 €	4.057.655,83 €	3.440.436,28 €	7.103.166,55 €	98,22%	0,14%	0,46%	0,39%	0,80%
18	861.730.634,77 €	3.912.154,30 €	4.270.575,52 €	1.307.688,81 €	6.425.133,16 €	98,15%	0,45%	0,50%	0,15%	0,75%
19	835.033.301,62 €	3.897.092,13 €	4.002.286,96 €	3.502.789,87 €	5.126.557,96 €	98,02%	0,47%	0,48%	0,42%	0,61%
20	808.209.422,55 €	3.499.175,30 €	1.293.454,40 €	5.482.911,96 €	4.674.976,26 €	98,15%	0,43%	0,16%	0,68%	0,58%
21	782.196.586,96 €	801.151,12 €	3.187.482,48 €	3.171.427,94 €	5.867.506,49 €	98,33%	0,10%	0,41%	0,41%	0,75%
22	757.456.618,62 €	3.983.534,98 €	3.944.100,01 €	2.703.830,75 €	4.044.073,38 €	98,06%	0,53%	0,52%	0,36%	0,53%
23	731.399.238,96 €	1.386.139,24 €	3.071.441,39 €	3.509.600,48 €	4.911.018,44 €	98,24%	0,19%	0,42%	0,48%	0,67%
24	707.906.332,38 €	3.944.594,97 €	1.505.322,97 €	3.326.455,77 €	5.508.688,61 €	97,98%	0,56%	0,21%	0,47%	0,78%
25	686.245.897,64 €	3.390.577,89 €	1.391.601,05 €	3.918.207,71 €	5.636.807,70 €	97,91%	0,49%	0,20%	0,57%	0,82%
26	663.524.217,89 €	1.466.150,53 €	3.395.973,02 €	3.296.654,39 €	5.973.633,95 €	97,87%	0,22%	0,51%	0,50%	0,90%
27										
28										
29										
30										
31										
32										
33										
34										
35										
36										
37										
38										
39										
40										
41										
42										
43										
44										
45										
46										
47										
48										
49										
50										
51										
52										
53										
54										
55										
56										
57										
58										
59										
60										
61										
62										
63										
64										
65										
66										
67										
68										
69										
70										
71										
72										
73										
74										
75										
76										
77										
78										
79										
80										

SC Germany Consumer 2022-1
Monthly Investor Report

3.2 Default Data



Calculation Date	12.12.2024				
Payment Date	16.12.2024				
Period No	26				
Monthly Period	Dec 2024				
Interest Period from	14.11.2024	to	16.12.2024	=	32 days
Collection Period from	01.11.2024	to	30.11.2024		

Default Data and Ratios

	Amount	Number of Loans
Current Default		
Current Period Gross Default	2.114.906,71 €	
Current Period Recoveries	126.522,33 €	
Current Period Net Default	1.988.384,38 €	
New Number of Defaulted Contracts		144
Cumulative Default		
Cumulative Gross Default	50.756.505,30 €	
Cumulative Recoveries	1.750.567,92 €	
Cumulative Net Losses	49.005.937,38 €	
Total Number of Defaulted Contracts		3.058

Principal Deficiency Ledgers

Class A PDL Sub-Ledger		
Class A PDL BoP	- €	
Class A Amount debited to the PDL	- €	
Class A Amount credited to the PDL	- €	
Class A PDL EoP	- €	
Class B PDL Sub-Ledger		
Class B PDL BoP	- €	
Class B Amount debited to the PDL	- €	
Class B Amount credited to the PDL	- €	
Class B PDL EoP	- €	
Class C PDL Sub-Ledger		
Class C PDL BoP	- €	
Class C Amount debited to the PDL	- €	
Class C Amount credited to the PDL	- €	
Class C PDL EoP	- €	
Class D PDL Sub-Ledger		
Class D PDL BoP	- €	
Class D Amount debited to the PDL	- €	
Class D Amount credited to the PDL	- €	
Class D PDL EoP	- €	
Class E PDL Sub-Ledger		
Class E PDL BoP	- €	
Class E Amount debited to the PDL	- €	
Class E Amount credited to the PDL	- €	
Class E PDL EoP	- €	
Class F PDL Sub-Ledger		
Class F PDL BoP	- €	
Class F Amount debited to the PDL	- €	
Class F Amount credited to the PDL	- €	
Class F PDL EoP	- €	
Class G PDL Sub-Ledger		
Class G PDL BoP	11.183.330,73 €	
Class G Amount debited to the PDL	2.114.906,71 €	
Class G Amount credited to the PDL	839.571,02 €	
Class G PDL EoP	12.458.666,42 €	

**SC Germany Consumer 2022-1
Monthly Investor Report**

3.3 Defaults & Recoveries per period

Calculation Date	12.12.2024	
Payment Date	16.12.2024	
Period No	26	
Monthly Period	Dec 2024	
Interest Period	from 14.11.2024	to 16.12.2024 = 32 days
Collection Period	from 01.11.2024	to 30.11.2024



Default/Recovery Data and Ratios

3 Months Rolling Average Dynamic Net Loss Ratio % * **0,26%**

Collection Period	Number of defaulted contracts	Defaults in collection period	cumulated Defaults since cut-off	cumulated amount of purchased receivables	Cumulated Default Ratio %	Recoveries in collection period	cumulated Recoveries since cut-off	cumulated net losses	cumulative net loss ratio %	Dynamic Net Loss Ratio
1	0	0,00 €	0,00 €	1.025.743.449,63 €	0,00%	0,00 €	0,00 €	0,00 €	0,00%	n/a
2	2	24.148,21 €	24.148,21 €	1.053.455.078,49 €	0,00%	-106,57 €	-106,57 €	24.254,78 €	0,00%	0,00%
3	7	94.815,96 €	118.964,17 €	1.074.979.593,06 €	0,01%	-379,46 €	-486,03 €	119.450,20 €	0,01%	0,01%
4	38	475.812,17 €	594.776,34 €	1.107.170.504,99 €	0,05%	-692,74 €	-1.178,77 €	595.955,11 €	0,05%	0,05%
5	112	1.667.952,86 €	2.262.729,20 €	1.137.282.305,76 €	0,20%	-1.099,70 €	-2.278,47 €	2.265.007,87 €	0,20%	0,17%
6	227	1.799.199,77 €	4.061.928,97 €	1.168.853.134,66 €	0,35%	-2.884,83 €	-5.163,30 €	4.067.092,27 €	0,35%	0,18%
7	323	1.624.372,99 €	5.686.301,96 €	1.197.463.525,44 €	0,47%	36.361,46 €	31.198,16 €	5.655.103,80 €	0,47%	0,16%
8	421	1.702.372,25 €	7.388.675,21 €	1.228.561.846,18 €	0,60%	27.481,56 €	58.679,72 €	7.329.995,49 €	0,60%	0,17%
9	570	2.535.440,28 €	9.924.115,49 €	1.260.838.751,68 €	0,79%	25.687,07 €	84.366,79 €	9.839.995,49 €	0,78%	0,25%
10	740	3.245.825,94 €	13.169.941,43 €	1.295.485.477,68 €	1,02%	10.937,11 €	95.303,90 €	15.525.166,02 €	1,01%	0,32%
11	897	2.496.894,42 €	15.666.835,85 €	1.327.946.409,32 €	1,18%	46.365,93 €	141.669,83 €	15.525.166,02 €	1,17%	0,25%
12	1.003	1.298.353,15 €	16.965.189,00 €	1.356.346.723,37 €	1,25%	68.363,63 €	210.033,46 €	16.755.155,54 €	1,24%	0,12%
13	1.137	2.340.989,68 €	19.306.178,68 €	1.356.346.723,37 €	1,42%	47.250,13 €	257.283,59 €	19.048.895,09 €	1,40%	0,23%
14	1.284	2.624.018,42 €	21.930.197,10 €	1.356.346.723,37 €	1,62%	95.431,85 €	352.715,44 €	21.577.481,66 €	1,59%	0,25%
15	1.438	2.438.921,51 €	24.369.118,61 €	1.356.346.723,37 €	1,80%	51.728,81 €	404.444,25 €	23.964.674,36 €	1,77%	0,25%
16	1.578	2.539.805,06 €	26.908.923,67 €	1.356.346.723,37 €	1,98%	67.030,32 €	471.474,57 €	26.437.449,10 €	1,95%	0,26%
17	1.747	2.603.375,74 €	29.512.299,41 €	1.356.346.723,37 €	2,18%	73.207,89 €	544.682,46 €	28.967.616,95 €	2,14%	0,27%
18	1.894	2.547.435,22 €	32.059.734,63 €	1.356.346.723,37 €	2,36%	98.451,58 €	643.134,04 €	31.416.600,59 €	2,32%	0,28%
19	2.047	2.579.043,28 €	34.638.777,91 €	1.356.346.723,37 €	2,55%	85.179,61 €	728.313,65 €	33.910.464,26 €	2,50%	0,29%
20	2.203	2.921.086,77 €	37.559.864,68 €	1.356.346.723,37 €	2,77%	126.049,62 €	854.363,27 €	36.705.501,41 €	2,71%	0,33%
21	2.351	2.188.612,45 €	39.748.477,13 €	1.356.346.723,37 €	2,93%	124.758,21 €	979.121,48 €	38.769.355,65 €	2,86%	0,26%
22	2.514	2.795.134,13 €	42.543.611,26 €	1.356.346.723,37 €	3,14%	174.170,57 €	1.153.292,05 €	41.390.319,21 €	3,05%	0,34%
23	2.648	2.156.780,79 €	44.700.392,05 €	1.356.346.723,37 €	3,30%	140.516,25 €	1.293.808,30 €	43.406.583,75 €	3,20%	0,27%
24	2.767	2.165.273,45 €	46.865.665,50 €	1.356.346.723,37 €	3,46%	168.408,80 €	1.462.217,10 €	45.403.448,40 €	3,35%	0,27%
25	2.914	1.775.933,09 €	48.641.598,59 €	1.356.346.723,37 €	3,59%	161.828,49 €	1.624.045,59 €	47.017.553,00 €	3,47%	0,23%
26	3.058	2.114.906,71 €	50.756.505,30 €	1.356.346.723,37 €	3,74%	126.522,33 €	1.750.567,92 €	49.005.937,38 €	3,61%	0,29%
27										
28										
29										
30										
31										
32										
33										
34										
35										
36										
37										
38										
39										
40										
41										
42										
43										
44										
45										
46										
47										
48										
49										
50										
51										
52										
53										
54										
55										
56										
57										
58										
59										
60										
61										
62										
63										
64										
65										
66										
67										
68										
69										
70										
71										
72										
73										
74										
75										
76										
77										
78										
79										
80										

* trigger applies for the first 25 Payment Dates following the end of the Replenishment Period

**SC Germany Consumer 2022-1
Monthly Investor Report**

4. Concentration Limits



Calculation Date	12.12.2024			
Payment Date	16.12.2024			
Period No	26			
Monthly Period	Dec 2024			
Interest Period	from	14.11.2024	to	16.12.2024 = 32 days
Collection Period	from	01.11.2024	to	30.11.2024

	Current Transaction Status			Amortising
Portfolio Concentrations	Minimum-Trigger	Maximum-Trigger	Current Value	Trigger Breach
Average Yield (applicable for Total Portfolio)	5,50%	-	-	
Borrower Exposure (applicable for Total Portfolio)	-	200.000,00 €	-	
WA Remaining Term		85,00	-	
		Maximum-Trigger	Current Value	Trigger Breach
Purchase Shortfall Event				
Period before previous period		100.000.000,00 €	-	
Previous period		100.000.000,00 €	-	
Current period		100.000.000,00 €	-	
Termination/Servicer Termination Event				no
Event of Default / Termination Event, as defined in the Interest Rate Swap				no
Sequential Payment Trigger Event				
Cumulative Net Loss Ratio		Maximum-Trigger	30.09.2024	
- from the Payment Date in Nov 2023 until (and including) the Payment Date in Oct 2024		3,25%	3,35%	yes
- current Value			30.11.2024	
			3,61%	
Debit balance PDL		20.000.000,00 €	12.458.666,42 €	no
Aggregate Outstanding Portfolio Principal Amount is lower than 10 per cent of the Aggregate Outstanding Portfolio Principal Amount	10%		64,39%	no
Three Months Rolling Average Dynamic Net Loss Ratio *		0,35%	0,26%	no
Tax Call Redemption date				no
Regulatory Change Event Redemption Date				no
Termination Event or Servicer Termination Event				no
Early Amortisation Event				
Cumulative Net Loss Ratio				
- prior to or on 30 September 2023		2,00%	-	
Purchase Shortfall Event				
Termination Event or Servicer Termination Event				
Event of Default / Termination Event, as defined in the Interest Rate Swap				
Any debit of class G PDL equal to or higher than 0.25% on two consecutive Payment Dates				
Previous period		0,25%	-	
Current period			-	

* trigger applies for the first 25 Payment Dates following the end of the Replenishment Period

**SC Germany Consumer 2022-1
Monthly Investor Report**

Calculation Date	12.12.2024				
Payment Date	16.12.2024				
Period No	26				
Monthly Period	Dec 2024				
Interest Period from	14.11.2024	to	16.12.2024	=	32 days
Collection Period from	01.11.2024	to	30.11.2024		

5. Outstanding Notes



1. Note Balance	All notes	Class A	Class B	Class C	Class D	Class E	Class F	Class G
General Note Information								
ISIN Code		XS2482884850	XS2482885071	XS2482886046	XS2482886475	XS2482886558	XS2482886632	XS2482886806
Currency		EUR	EUR	EUR	EUR	EUR	EUR	EUR
Initial Tranching	in %	75,60%	4,40%	5,50%	4,00%	5,10%	2,60%	2,80%
Legal Maturity		Okt 2036	Okt 2036	Okt 2036	Okt 2036	Okt 2036	Okt 2036	Okt 2036
Expected Maturity		Nov 2027	Nov 2027	Nov 2027	Nov 2027	Nov 2027	Jan 2024	Nov 2027
Original Rating (Fitch / Moody's)		AAA (sf) / Aaa (sf)	AA- (sf) / Aa1 (sf)	A (sf) / A1 (sf)	BBB (sf) / Baa3 (sf)	BB (sf) / Ba3 (sf)	B- (sf) / B2 (sf)	n.r. / n.r.
Current Rating (Fitch / Moody's)*		AAA (sf) / Aaa (sf)	AA- (sf) / Aa1 (sf)	A (sf) / A1 (sf)	BBB (sf) / Baa3 (sf)	BB (sf) / Ba3 (sf)	CCC (sf) / B2 (sf)	n.r. / n.r.
Initial Notes Aggregate Principal Outstanding Balance	1.000.000.000 €	756.000.000,00 €	44.000.000,00 €	55.000.000,00 €	40.000.000,00 €	51.000.000,00 €	26.000.000,00 €	28.000.000,00 €
Initial Nominal per Note		100.000,00 €	100.000,00 €	100.000,00 €	100.000,00 €	100.000,00 €	100.000,00 €	100.000,00 €
Initial Number of Notes per Class		7.560	440	550	400	510	260	280
Current Note Information								
Class Principal Outstanding Balance Beginning of Period	668.966.396,24 €	487.455.872,40 €	30.858.286,80 €	38.572.858,50 €	28.052.988,00 €	35.767.559,70 €	20.258.830,84 €	28.000.000,00 €
Replenishment	- €							
Amortisation	18.370.044,00 €							
Redemption per Class		18.370.044,00 €	- €	- €	- €	- €	- €	- €
Redemption per Note		2.429,90 €	- €	- €	- €	- €	- €	- €
Class Principal Outstanding Balance End of Period	650.596.352,24 €	469.085.828,40 €	30.858.286,80 €	38.572.858,50 €	28.052.988,00 €	35.767.559,70 €	20.258.830,84 €	28.000.000,00 €
Current Tranching		72,1%	4,7%	5,9%	4,3%	5,5%	3,1%	4,3%
Current Pool Factor	0,65	0,62	0,70	0,70	0,70	0,70	0,78	1,00
2. Payments to Investors per Note								
	All notes	Class A	Class B	Class C	Class D	Class E	Class F	Class G
Interest Rate Basis: 1 M-Euribor / Fixed / Floating	3,088%	1mE+70bp	1mE+275bp	1mE+375bp	1mE+550bp	1mE+850bp	1mE+1200bp	1614bp
Day/Count Convention		act/360	act/360	act/360	act/360	act/360	act/360	act/360
Interest Days	30							
Principal Outstanding per Note Beginning of Period		64.478,29 €	70.132,47 €	70.132,47 €	70.132,47 €	70.132,47 €	77.918,58 €	100.000,00 €
> Principal Repayment per Note		2.429,90 €	- €	- €	- €	- €	- €	- €
Principal Outstanding per Note End of Period		62.048,39 €	70.132,47 €	70.132,47 €	70.132,47 €	70.132,47 €	77.918,58 €	100.000,00 €
> Interest accrued for the period	-	1.641.351,60 €	-	160.133,60 €	-	234.454,00 €	-	9.804.152,40 €
Interest Payment		1.641.351,60 €	160.133,60 €	234.454,00 €	214.152,00 €	368.424,00 €	271.702,60 €	- €
Interest Payment per Note		217,11 €	363,94 €	426,28 €	535,38 €	722,40 €	1.045,01 €	- €
3. Credit Enhancements								
		Class A	Class B	Class C	Class D	Class E	Class F	Class G
Initial total CE (Subordination, Reserve)		26,5%	22,1%	16,6%	12,6%	7,5%	4,9%	2,1%
Current CE		29,1%	24,3%	18,3%	14,0%	8,4%	5,3%	0,9%

* Last rating action as of 15.05.2023

**SC Germany Consumer 2022-1
Monthly Investor Report**

6. Original Principal Balance



Calculation Date	12.12.2024	
Payment Date	16.12.2024	
Period No	26	
Monthly Period	Dec 2024	
Interest Period	from 14.11.2024	to 16.12.2024 = 32 days
Collection Period	from 01.11.2024	to 30.11.2024

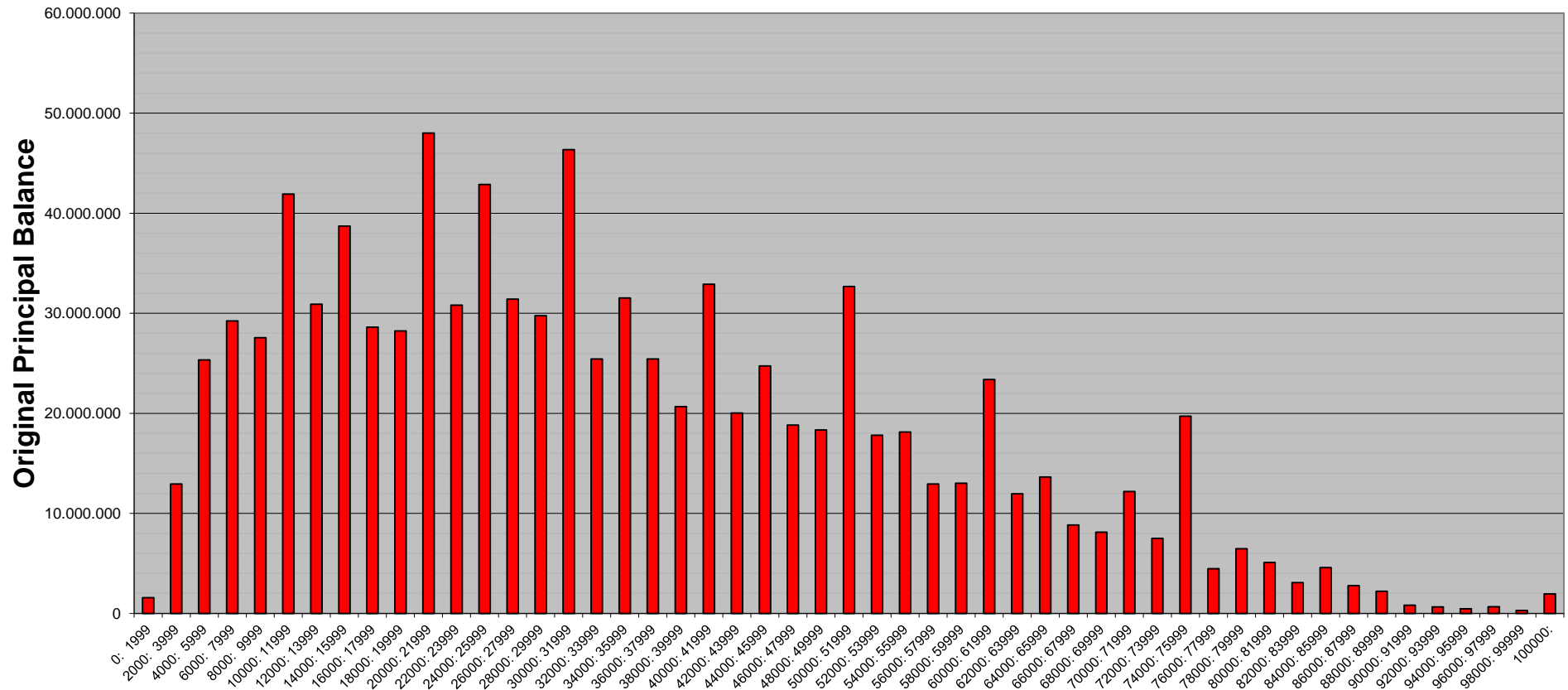
Original Principal Balance (Ranges in EUR)	Original Principal Balance in EUR	Percentage of Total Balance	Number of Loans	Percentage of Total Loans
0: 1999	1.568.561,76	0,17%	1.189	2,44%
2000: 3999	12.938.142,32	1,37%	4.524	9,28%
4000: 5999	25.336.943,72	2,68%	5.190	10,64%
6000: 7999	29.236.075,79	3,09%	4.248	8,71%
8000: 9999	27.549.093,41	2,91%	3.127	6,41%
10000: 11999	41.917.431,04	4,43%	3.950	8,10%
12000: 13999	30.907.996,48	3,27%	2.413	4,95%
14000: 15999	38.707.643,60	4,09%	2.582	5,30%
16000: 17999	28.607.082,31	3,03%	1.693	3,47%
18000: 19999	28.232.798,67	2,99%	1.498	3,07%
20000: 21999	48.009.568,65	5,08%	2.329	4,78%
22000: 23999	30.814.954,14	3,26%	1.347	2,76%
24000: 25999	42.862.511,49	4,53%	1.720	3,53%
26000: 27999	31.414.295,67	3,32%	1.171	2,40%
28000: 29999	29.751.521,16	3,15%	1.029	2,11%
30000: 31999	46.344.992,16	4,90%	1.513	3,10%
32000: 33999	25.435.514,47	2,69%	775	1,59%
34000: 35999	31.523.068,08	3,33%	903	1,85%
36000: 37999	25.421.732,85	2,69%	689	1,41%
38000: 39999	20.667.357,77	2,19%	531	1,09%
40000: 41999	32.896.531,33	3,48%	809	1,66%
42000: 43999	20.021.287,33	2,12%	467	0,96%
44000: 45999	24.727.445,41	2,62%	550	1,13%
46000: 47999	18.835.338,15	1,99%	401	0,82%
48000: 49999	18.329.422,17	1,94%	375	0,77%
50000: 51999	32.679.073,57	3,46%	649	1,33%
52000: 53999	17.818.863,65	1,88%	337	0,69%
54000: 55999	18.135.091,90	1,92%	330	0,68%
56000: 57999	12.935.804,54	1,37%	227	0,47%
58000: 59999	13.014.985,58	1,38%	221	0,45%
60000: 61999	23.379.743,42	2,47%	387	0,79%
62000: 63999	11.964.580,52	1,27%	190	0,39%
64000: 65999	13.630.988,89	1,44%	210	0,43%
66000: 67999	8.836.344,71	0,93%	132	0,27%
68000: 69999	8.127.886,67	0,86%	118	0,24%
70000: 71999	12.191.891,09	1,29%	173	0,35%
72000: 73999	7.506.226,14	0,79%	103	0,21%
74000: 75999	19.710.030,39	2,08%	263	0,54%
76000: 77999	4.463.586,42	0,47%	58	0,12%
78000: 79999	6.471.277,83	0,68%	82	0,17%
80000: 81999	5.089.473,26	0,54%	63	0,13%
82000: 83999	3.071.515,06	0,32%	37	0,08%
84000: 85999	4.585.978,07	0,49%	54	0,11%
86000: 87999	2.785.313,12	0,29%	32	0,07%
88000: 89999	2.222.538,65	0,24%	25	0,05%
90000: 91999	815.162,87	0,09%	9	0,02%
92000: 93999	650.577,42	0,07%	7	0,01%
94000: 95999	472.719,94	0,05%	5	0,01%
96000: 97999	678.537,80	0,07%	7	0,01%
98000: 99999	295.906,86	0,03%	3	0,01%
100000:	1.951.310,90	0,21%	16	0,03%
Total	945.542.719,20	100,00%	48.761	100,00%

Statistics in EUR	
Average Amount	19.391,37

**SC Germany Consumer 2022-1
Monthly Investor Report**

6.1 Original PB (Graph)

Calculation Date	12.12.2024				
Payment Date	16.12.2024				
Period No	26				
Monthly Period	Dec 2024				
Interest Period	from	14.11.2024	to	16.12.2024	= 32 days
Collection Period	from	01.11.2024	to	30.11.2024	



**SC Germany Consumer 2022-1
Monthly Investor Report**

7. Current Principal Balance



Calculation Date	12.12.2024				
Payment Date	16.12.2024				
Period No	26				
Monthly Period	Dec 2024				
Interest Period	from	14.11.2024	to	16.12.2024	= 32 days
Collection Period	from	01.11.2024	to	30.11.2024	

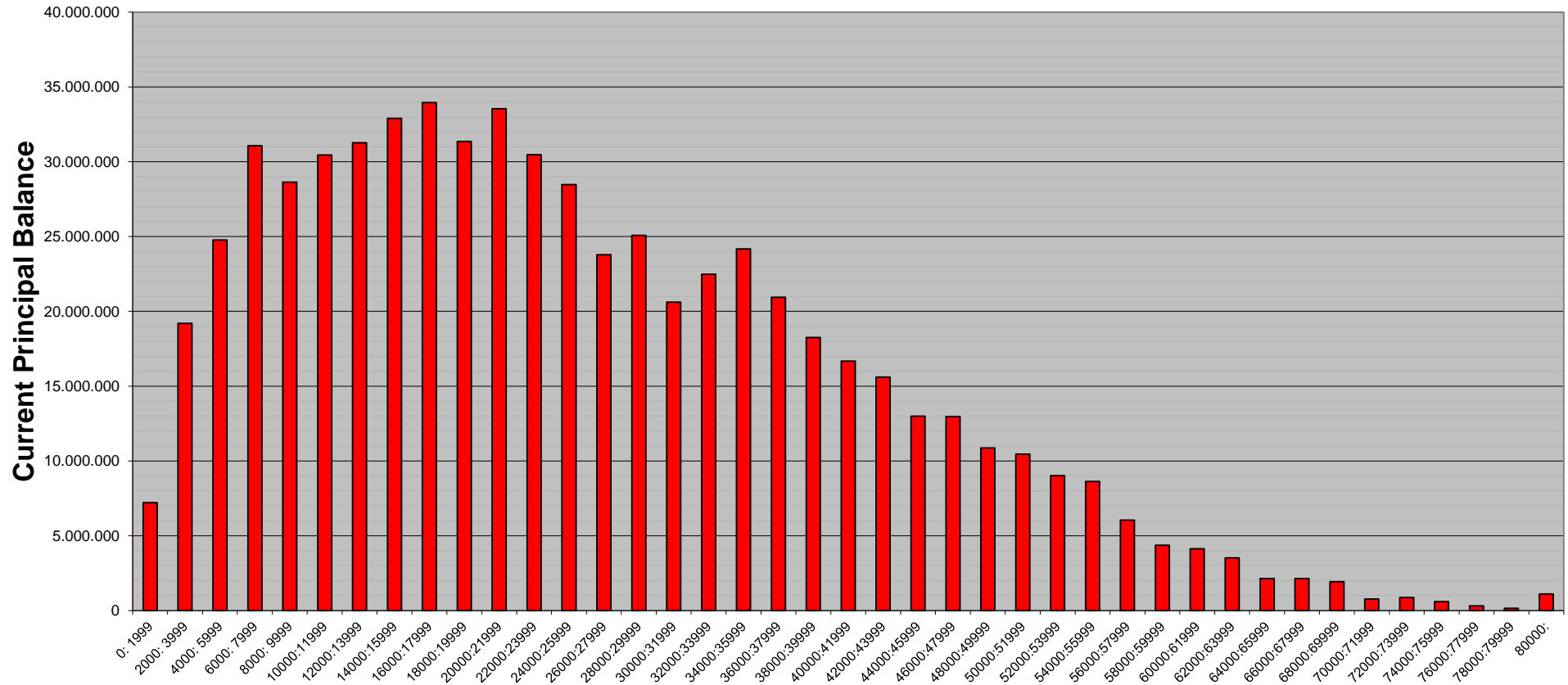
Current Principal Balance (Ranges in EUR)	Current Principal Balance in EUR	Percentage of Total Balance	Number of Loans	Percentage of Total Loans
0: 1999	7.214.321,45	1,12%	7.212	14,79%
2000: 3999	19.192.699,67	2,98%	6.461	13,25%
4000: 5999	24.761.935,10	3,85%	4.986	10,23%
6000: 7999	31.070.171,67	4,83%	4.463	9,15%
8000: 9999	28.635.578,72	4,45%	3.197	6,56%
10000:11999	30.443.085,82	4,73%	2.773	5,69%
12000:13999	31.272.377,06	4,86%	2.406	4,93%
14000:15999	32.890.602,83	5,11%	2.199	4,51%
16000:17999	33.950.118,71	5,27%	1.996	4,09%
18000:19999	31.350.227,13	4,87%	1.654	3,39%
20000:21999	33.542.854,35	5,21%	1.595	3,27%
22000:23999	30.471.109,84	4,73%	1.328	2,72%
24000:25999	28.472.089,26	4,42%	1.140	2,34%
26000:27999	23.780.285,16	3,69%	881	1,81%
28000:29999	25.079.400,61	3,90%	864	1,77%
30000:31999	20.612.005,85	3,20%	665	1,36%
32000:33999	22.482.670,07	3,49%	682	1,40%
34000:35999	24.164.937,41	3,75%	690	1,42%
36000:37999	20.933.701,56	3,25%	566	1,16%
38000:39999	18.255.583,43	2,84%	468	0,96%
40000:41999	16.678.611,15	2,59%	407	0,83%
42000:43999	15.601.452,07	2,42%	363	0,74%
44000:45999	12.988.697,32	2,02%	289	0,59%
46000:47999	12.964.973,47	2,01%	276	0,57%
48000:49999	10.866.938,51	1,69%	222	0,46%
50000:51999	10.459.508,16	1,62%	205	0,42%
52000:53999	9.010.253,25	1,40%	170	0,35%
54000:55999	8.629.069,39	1,34%	157	0,32%
56000:57999	6.039.560,62	0,94%	106	0,22%
58000:59999	4.361.995,05	0,68%	74	0,15%
60000:61999	4.133.130,32	0,64%	68	0,14%
62000:63999	3.525.835,59	0,55%	56	0,11%
64000:65999	2.142.288,60	0,33%	33	0,07%
66000:67999	2.145.243,71	0,33%	32	0,07%
68000:69999	1.928.760,55	0,30%	28	0,06%
70000:71999	779.922,27	0,12%	11	0,02%
72000:73999	874.339,31	0,14%	12	0,02%
74000:75999	598.111,03	0,09%	8	0,02%
76000:77999	308.563,16	0,05%	4	0,01%
78000:79999	157.784,59	0,02%	2	0,00%
80000:	1.108.014,51	0,17%	12	0,02%
Total	643.878.808,33	100,00%	48.761	100,00%

Statistics	in EUR
Average Amount	13.204,79

**SC Germany Consumer 2022-1
Monthly Investor Report**

7.1 Current PB (Graph)

Calculation Date	12.12.2024	
Payment Date	16.12.2024	
Period No	26	
Monthly Period	Dec 2024	
Interest Period	from 14.11.2024	to 16.12.2024 = 32 days
Collection Period	from 01.11.2024	to 30.11.2024



**SC Germany Consumer 2022-1
Monthly Investor Report**

8. Borrower Concentration



Calculation Date			12.12.2024		
Payment Date			16.12.2024		
Period No			26		
Monthly Period			Dec 2024		
Interest Period	from	14.11.2024	to	16.12.2024	= 32 days
Collection Period	from	01.11.2024	to	30.11.2024	

No	Current Principal Balance in EUR	Percentage of Total Balance	Number of Loans
1	105.921,78	0,0165%	1
2	103.723,33	0,0161%	1
3	103.345,75	0,0161%	1
4	102.534,59	0,0159%	1
5	97.654,38	0,0152%	1
6	89.487,18	0,0139%	1
7	89.304,05	0,0139%	1
8	86.798,29	0,0135%	1
9	84.972,52	0,0132%	1
10	82.725,51	0,0128%	1
11	81.290,40	0,0126%	1
12	80.256,73	0,0125%	1
13	79.776,11	0,0124%	1
14	78.008,48	0,0121%	1
15	77.863,86	0,0121%	1
16	77.456,67	0,0120%	1
17	77.138,64	0,0120%	1
18	76.103,99	0,0118%	1
19	75.781,34	0,0118%	1
20	75.083,20	0,0117%	1
21	74.970,01	0,0116%	1
22	74.889,20	0,0116%	1
23	74.547,61	0,0116%	1
24	74.458,02	0,0116%	1
25	74.316,80	0,0115%	1
	2.098.408,44	0,3259%	25

**SC Germany Consumer 2022-1
Monthly Investor Report**

9. Geographical Distribution



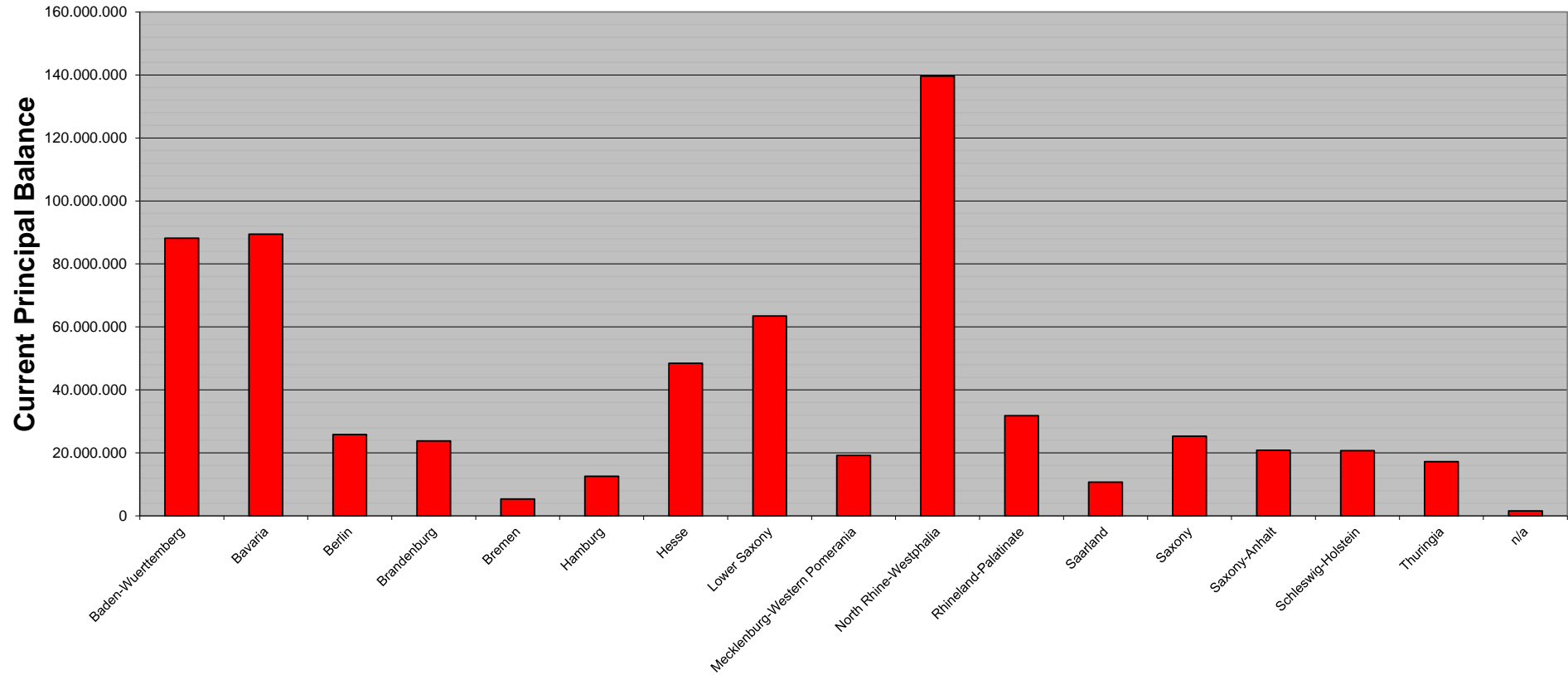
Calculation Date	12.12.2024	
Payment Date	16.12.2024	
Period No	26	
Monthly Period	Dec 2024	
Interest Period	from 14.11.2024	to 16.12.2024 = 32 days
Collection Period	from 01.11.2024	to 30.11.2024

<i>State</i>	<i>Current Principal Balance in EUR</i>	<i>Percentage of Total Balance</i>	<i>Number of Loans</i>	<i>Percentage of Total Loans</i>
Baden-Wuerttemberg	88.159.765,42	13,69%	6.149	12,61%
Bavaria	89.428.634,22	13,89%	6.691	13,72%
Berlin	25.835.035,05	4,01%	1.924	3,95%
Brandenburg	23.775.929,18	3,69%	1.861	3,82%
Bremen	5.327.520,14	0,83%	397	0,81%
Hamburg	12.549.087,37	1,95%	950	1,95%
Hesse	48.439.811,08	7,52%	3.522	7,22%
Lower Saxony	63.467.906,26	9,86%	4.879	10,01%
Mecklenburg-Western Pomerania	19.193.140,14	2,98%	1.505	3,09%
North Rhine-Westphalia	139.651.549,17	21,69%	10.549	21,63%
Rhineland-Palatinate	31.793.190,22	4,94%	2.440	5,00%
Saarland	10.685.779,41	1,66%	763	1,56%
Saxony	25.283.099,00	3,93%	2.181	4,47%
Saxony-Anhalt	20.799.539,09	3,23%	1.711	3,51%
Schleswig-Holstein	20.735.623,74	3,22%	1.705	3,50%
Thuringia	17.195.422,78	2,67%	1.444	2,96%
n/a	1.557.776,06	0,24%	90	0,18%
Total	643.878.808,33	100,00%	48.761	100,00%

**SC Germany Consumer 2022-1
Monthly Investor Report**

9.1 Geographical Distribution (Graph)

Calculation Date	12.12.2024	
Payment Date	16.12.2024	
Period No	26	
Monthly Period	Dec 2024	
Interest Period	from 14.11.2024	to 16.12.2024 = 32 days
Collection Period	from 01.11.2024	to 30.11.2024



**SC Germany Consumer 2022-1
Monthly Investor Report**

10. Collateral



Calculation Date			12.12.2024		
Payment Date			16.12.2024		
Period No			26		
Monthly Period			Dec 2024		
Interest Period	from	14.11.2024	to	16.12.2024	= 32 days
Collection Period	from	01.11.2024	to	30.11.2024	

<i>Collateral</i>	<i>Current Principal Balance in EUR</i>	<i>Percentage of Total Balance</i>	<i>Number of Loans</i>	<i>Percentage of Total Loans</i>
secured	15.543.320,75	2,41%	570	1,17%
unsecured	628.335.487,58	97,59%	48.191	98,83%
Total	643.878.808,33	100,00%	48.761	100,00%

**SC Germany Consumer 2022-1
Monthly Investor Report**

11. Insurances



Calculation Date		12.12.2024			
Payment Date		16.12.2024			
Period No		26			
Monthly Period		Dec 2024			
Interest Period	from	14.11.2024	to	16.12.2024	= 32 days
Collection Period	from	01.11.2024	to	30.11.2024	

<i>Payment Protection Insurance</i>	<i>Current Principal Balance in EUR</i>	<i>Percentage of Total Balance</i>	<i>Number of Loans</i>	<i>Percentage of Total Loans</i>
No	276.976.056,43	43,02%	23.198	47,57%
Yes	366.902.751,90	56,98%	25.563	52,43%
Total	643.878.808,33	100,00%	48.761	100,00%

**SC Germany Consumer 2022-1
Monthly Investor Report**

12. Payment Methods



Calculation Date	12.12.2024			
Payment Date	16.12.2024			
Period No	26			
Monthly Period	Dec 2024			
Interest Period	from	14.11.2024	to	16.12.2024
Collection Period	from	01.11.2024	to	30.11.2024
				= 32 days

<i>Payment Method</i>	<i>Current Principal Balance in EUR</i>	<i>Percentage of Total Balance</i>	<i>Number of Loans</i>	<i>Percentage of Total Loans</i>
Direct Debit	617.501.754,81	95,90%	46.925	96,23%
Other	26.377.053,52	4,10%	1.836	3,77%
Total	643.878.808,33	100,00%	48.761	100,00%

<i>Cycle of Payment</i>	<i>Current Principal Balance in EUR</i>	<i>Percentage of Total Balance</i>	<i>Number of Loans</i>	<i>Percentage of Total Loans</i>
15th of month	161.505.258,20	25,08%	12.310	25,25%
1st of month	482.373.550,13	74,92%	36.451	74,75%
Total	643.878.808,33	100,00%	48.761	100,00%

**SC Germany Consumer 2022-1
Monthly Investor Report**

13. Effective Interest Rate



Calculation Date			12.12.2024		
Payment Date			16.12.2024		
Period No			26		
Monthly Period			Dec 2024		
Interest Period	from	14.11.2024	to	16.12.2024	= 32 days
Collection Period	from	01.11.2024	to	30.11.2024	

Yield Range *	Current Principal Balance in EUR	Percentage of Total Balance	Number of Loans	Percentage of Total Loans
0: 0	57.271,53	0,01%	88	0,18%
1: 1	6.584.471,83	1,02%	1.008	2,07%
2: 2	108.607.006,59	16,87%	9.230	18,93%
3: 3	76.141.675,33	11,83%	5.830	11,96%
4: 4	73.462.158,20	11,41%	5.443	11,16%
5: 5	84.166.022,43	13,07%	5.732	11,76%
6: 6	125.713.160,76	19,52%	8.480	17,39%
7: 7	98.191.242,80	15,25%	7.364	15,10%
8: 8	47.449.701,31	7,37%	3.338	6,85%
9: 9	16.628.860,97	2,58%	1.534	3,15%
10:10	4.932.578,86	0,77%	483	0,99%
11:11	1.358.290,78	0,21%	145	0,30%
12:12	464.819,09	0,07%	63	0,13%
13:	121.547,85	0,02%	23	0,05%
Total	643.878.808,33	100,00%	48.761	100,00%

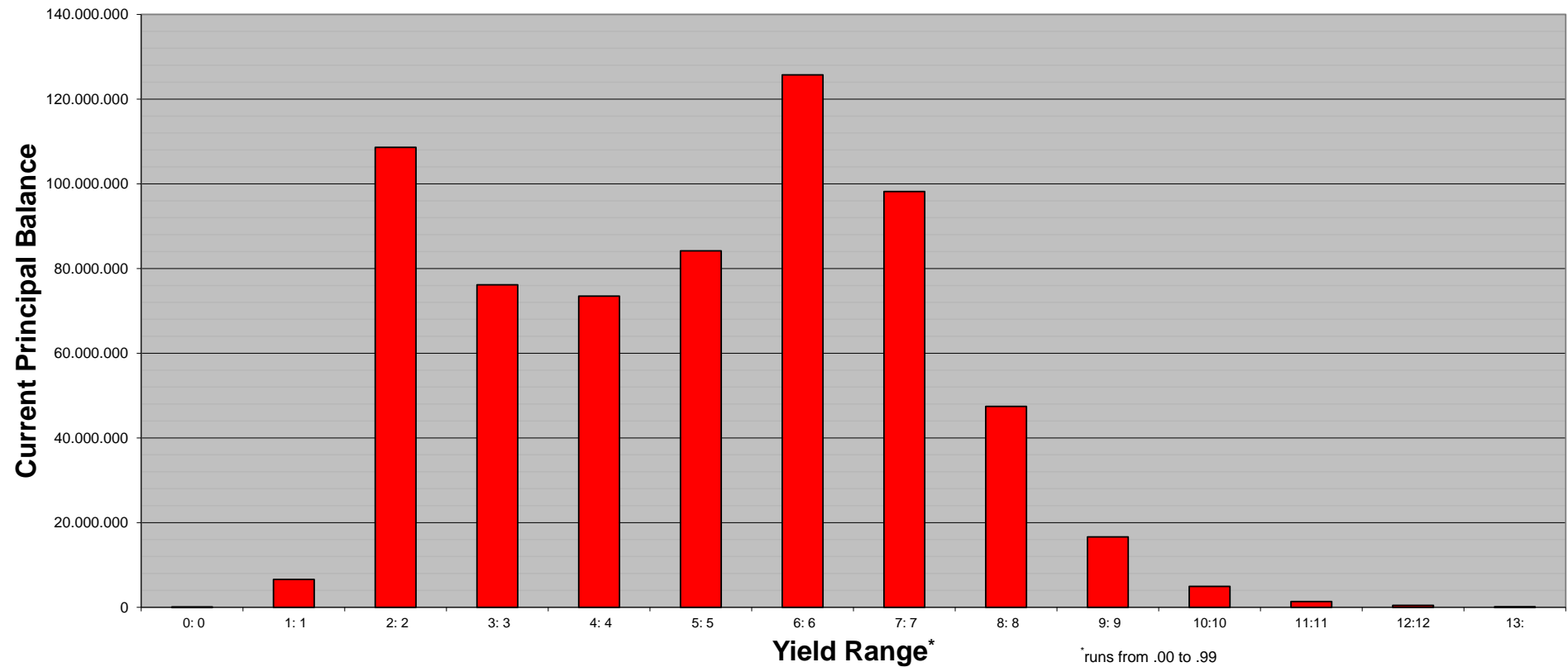
Statistics	in %
WA Interest	5,77%

* runs from .00 to .99

**SC Germany Consumer 2022-1
Monthly Investor Report**

13.1 Effective Interest Rate (Graph)

Calculation Date	12.12.2024	
Payment Date	16.12.2024	
Period No	26	
Monthly Period	Dec 2024	
Interest Period	from 14.11.2024	to 16.12.2024 = 32 days
Collection Period	from 01.11.2024	to 30.11.2024



**SC Germany Consumer 2022-1
Monthly Investor Report**

14. Seasoning



Calculation Date	12.12.2024	
Payment Date	16.12.2024	
Period No	26	
Monthly Period	Dec 2024	
Interest Period	from 14.11.2024	to 16.12.2024 = 32 days
Collection Period	from 01.11.2024	to 30.11.2024

Seasoning in Months	Current Principal Balance in EUR	Percentage of Total Balance	Number of Loans	Percentage of Total Loans
0: 2	0,00	0,00%	0	0,00%
3: 5	0,00	0,00%	0	0,00%
6: 8	0,00	0,00%	0	0,00%
9:11	0,00	0,00%	0	0,00%
12:14	0,00	0,00%	0	0,00%
15:17	12.809.724,43	1,99%	946	1,94%
18:20	23.799.579,15	3,70%	1.730	3,55%
21:23	30.350.313,79	4,71%	2.227	4,57%
24:26	37.913.314,70	5,89%	2.864	5,87%
27:29	162.924.065,08	25,30%	11.932	24,47%
30:32	188.377.170,85	29,26%	13.123	26,91%
33:35	104.330.722,43	16,20%	8.412	17,25%
36:38	57.843.593,14	8,98%	5.092	10,44%
39:41	11.292.520,79	1,75%	999	2,05%
42:44	7.239.800,17	1,12%	661	1,36%
45:47	3.649.883,48	0,57%	354	0,73%
48:50	2.383.735,95	0,37%	274	0,56%
51:53	444.242,89	0,07%	50	0,10%
54:56	171.085,88	0,03%	26	0,05%
57:59	131.442,51	0,02%	21	0,04%
60:62	81.309,06	0,01%	20	0,04%
63:65	38.560,90	0,01%	3	0,01%
66:68	28.678,77	0,00%	7	0,01%
69:71	34.347,99	0,01%	8	0,02%
72:74	17.075,45	0,00%	5	0,01%
75:77	285,88	0,00%	1	0,00%
78:80	17.261,66	0,00%	4	0,01%
81:	93,38	0,00%	2	0,00%
Total	643.878.808,33	100,00%	48.761	100,00%

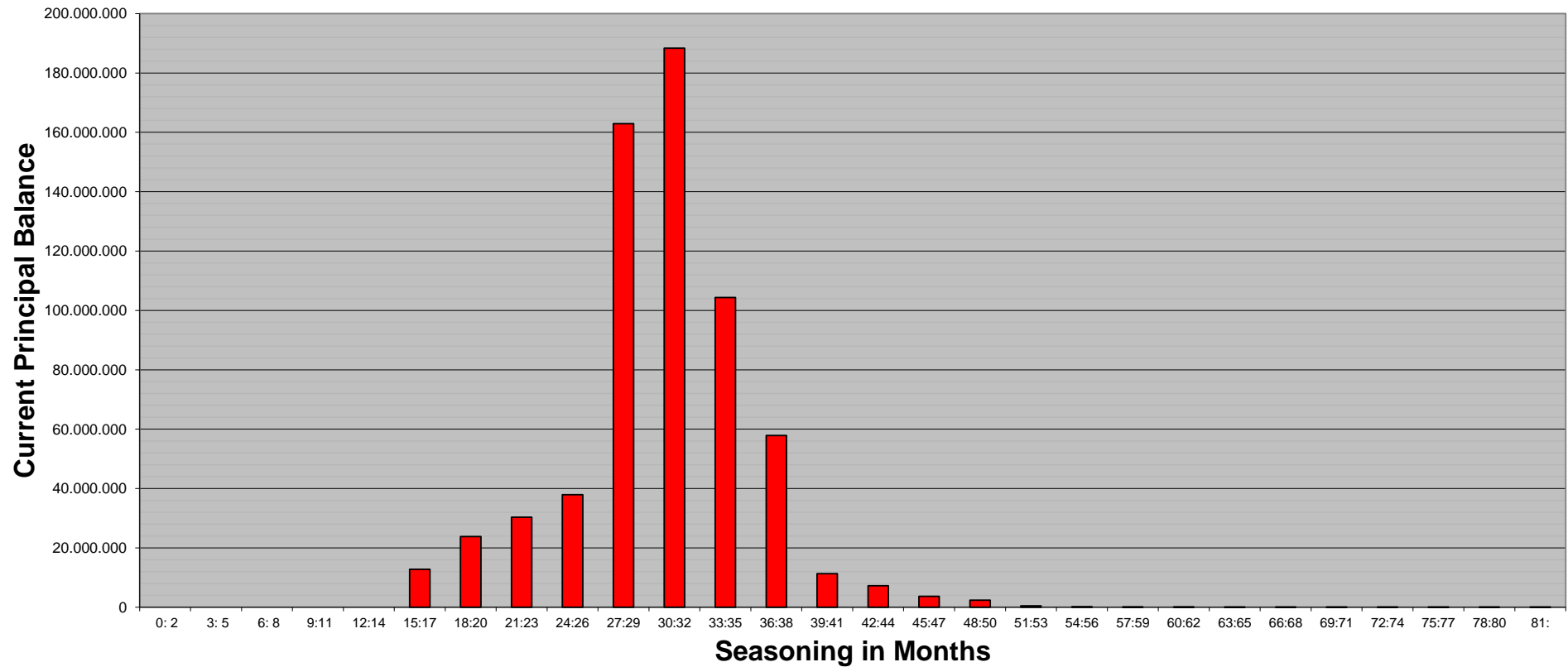
Statistics

WA Seasoning	30,23
--------------	-------

**SC Germany Consumer 2022-1
Monthly Investor Report**

14.1 Seasoning (Graph)

Calculation Date	12.12.2024	
Payment Date	16.12.2024	
Period No	26	
Monthly Period	Dec 2024	
Interest Period	from 14.11.2024	to 16.12.2024 = 32 days
Collection Period	from 01.11.2024	to 30.11.2024



**SC Germany Consumer 2022-1
Monthly Investor Report**

15. Remaining Term



Calculation Date			12.12.2024		
Payment Date			16.12.2024		
Period No			26		
Monthly Period			Dec 2024		
Interest Period	from	14.11.2024	to	16.12.2024	= 32 days
Collection Period	from	01.11.2024	to	30.11.2024	

<i>Remaining Term in Months</i>	<i>Current Principal Balance in EUR</i>	<i>Percentage of Total Balance</i>	<i>Number of Loans</i>	<i>Percentage of Total Loans</i>
0: 6	1.123.451,64	0,17%	2.031	4,17%
7: 13	3.943.294,59	0,61%	2.243	4,60%
14: 20	8.678.986,42	1,35%	2.839	5,82%
21: 27	12.235.950,15	1,90%	2.536	5,20%
28: 34	18.991.756,36	2,95%	2.950	6,05%
35: 41	19.944.891,29	3,10%	2.263	4,64%
42: 48	28.332.172,87	4,40%	2.759	5,66%
49: 55	62.071.425,00	9,64%	5.077	10,41%
56: 62	90.661.991,86	14,08%	6.001	12,31%
63: 69	263.290.656,18	40,89%	13.534	27,76%
70: 76	94.374.083,77	14,66%	4.613	9,46%
77: 83	37.270.977,72	5,79%	1.806	3,70%
84: 90	2.578.820,21	0,40%	95	0,19%
91: 97	132.979,38	0,02%	5	0,01%
98:	247.370,89	0,04%	9	0,02%
Total	643.878.808,33	100,00%	48.761	100,00%

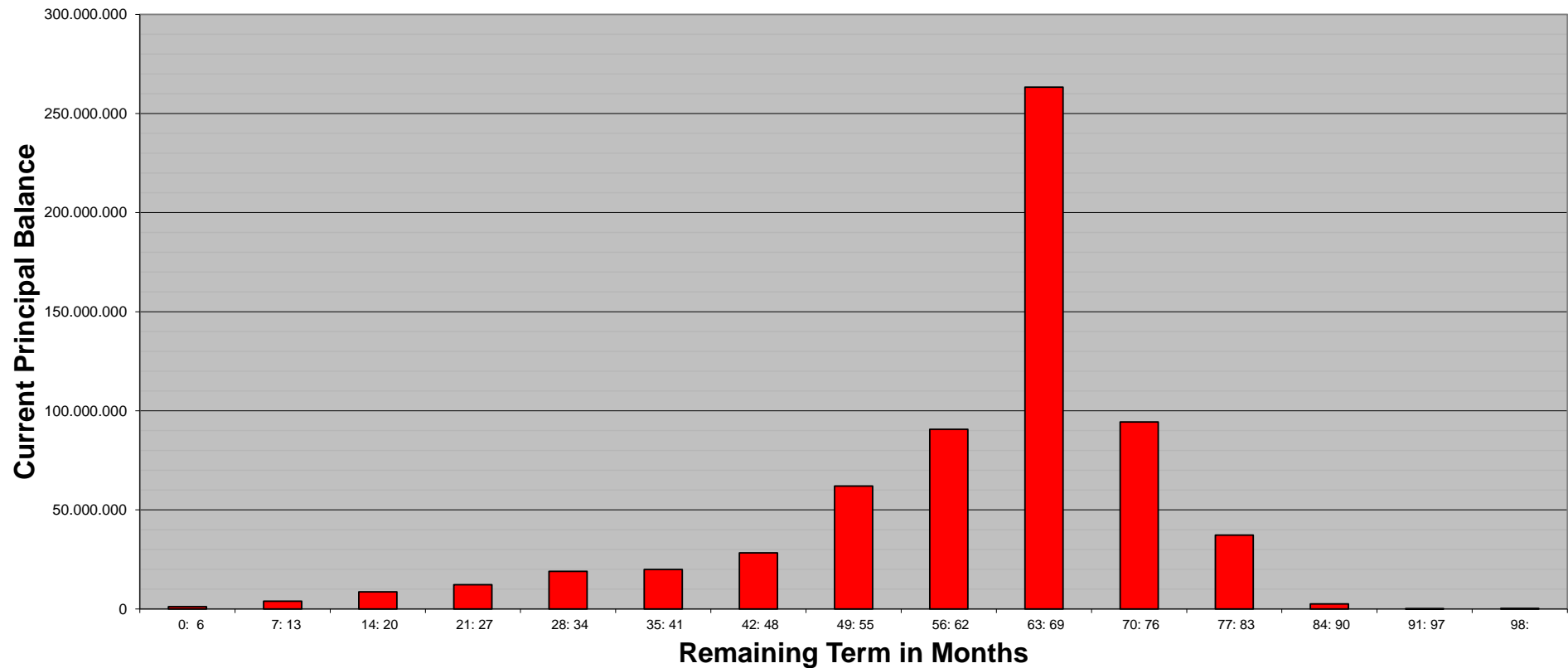
Statistics

WA Remaining Term	61,09
-------------------	-------

**SC Germany Consumer 2022-1
Monthly Investor Report**

15.1 Remaining Term (Graph)

Calculation Date	12.12.2024	
Payment Date	16.12.2024	
Period No	26	
Monthly Period	Dec 2024	
Interest Period	from 14.11.2024	to 16.12.2024 = 32 days
Collection Period	from 01.11.2024	to 30.11.2024



**SC Germany Consumer 2022-1
Monthly Investor Report**

16. Original Term



Calculation Date			12.12.2024		
Payment Date			16.12.2024		
Period No			26		
Monthly Period			Dec 2024		
Interest Period	from	14.11.2024	to	16.12.2024	= 32 days
Collection Period	from	01.11.2024	to	30.11.2024	

<i>Original Term in Months</i>	<i>Current Principal Balance in EUR</i>	<i>Percentage of Total Balance</i>	<i>Number of Loans</i>	<i>Percentage of Total Loans</i>
0: 13	-2.273,37	0,00%	4	0,01%
14: 20	-6.808,69	0,00%	36	0,07%
21: 27	166.439,09	0,03%	263	0,54%
28: 34	244.864,77	0,04%	279	0,57%
35: 41	3.652.308,00	0,57%	2.924	6,00%
42: 48	2.045.890,37	0,32%	599	1,23%
49: 55	13.282.841,70	2,06%	4.179	8,57%
56: 62	24.346.772,09	3,78%	4.200	8,61%
63: 69	7.479.427,68	1,16%	812	1,67%
70: 76	31.086.795,98	4,83%	3.311	6,79%
77: 83	12.114.770,06	1,88%	820	1,68%
84: 90	96.187.773,06	14,94%	8.245	16,91%
91: 97	285.029.607,73	44,27%	15.478	31,74%
98:104	152.046.793,01	23,61%	7.075	14,51%
105:111	15.013.649,58	2,33%	489	1,00%
112:	1.189.957,27	0,18%	47	0,10%
Total	643.878.808,33	100,00%	48.761	100,00%

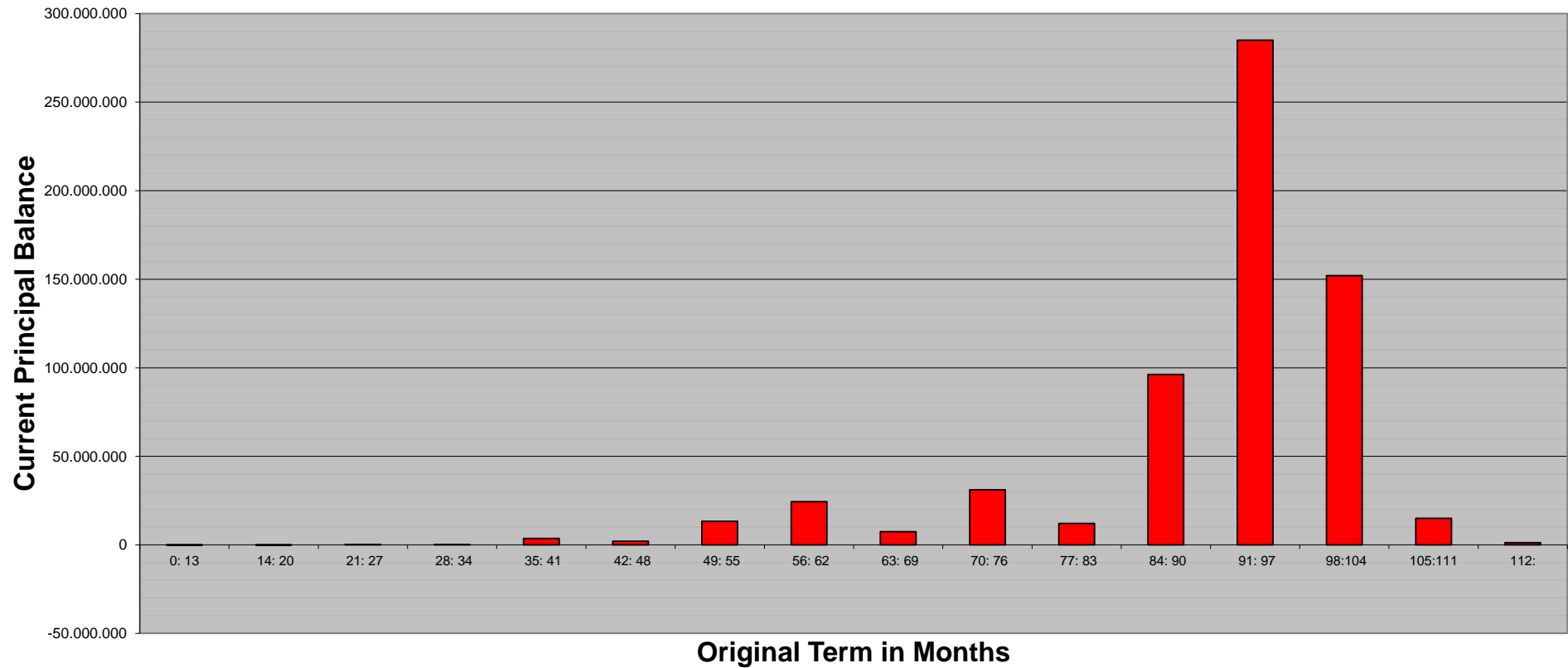
Statistics

WA Original Term	91,33
------------------	-------

**SC Germany Consumer 2022-1
Monthly Investor Report**

16.1 Original Term (Graph)

Calculation Date	12.12.2024	
Payment Date	16.12.2024	
Period No	26	
Monthly Period	Dec 2024	
Interest Period	from 14.11.2024	to 16.12.2024 = 32 days
Collection Period	from 01.11.2024	to 30.11.2024



**SC Germany Consumer 2022-1
Monthly Investor Report**

17. Loan Concentration

Calculation Date			12.12.2024			
Payment Date			16.12.2024			
Period No			26			
Monthly Period			Dec 2024			
Interest Period	from	14.11.2024	to	16.12.2024	=	32 days
Collection Period	from	01.11.2024	to	30.11.2024		



<i>Loan Concentration</i>	<i>Current Principal Balance in EUR</i>	<i>Percentage of Total Balance</i>	<i>Number of Loans</i>	<i>Percentage of Total Loans</i>	<i>Number of Debtors</i>	<i>Percentage of Total Debtors</i>
1: 1	632.288.354,04	98,20%	47.153	96,70%	47.153	98,37%
2: 2	11.305.393,42	1,76%	1.482	3,04%	741	1,55%
3: 3	249.117,06	0,04%	102	0,21%	34	0,07%
4: 4	35.943,81	0,01%	24	0,05%	6	0,01%
5: 5	0,00	0,00%	0	0,00%	0	0,00%
6: 6	0,00	0,00%	0	0,00%	0	0,00%
7: 7	0,00	0,00%	0	0,00%	0	0,00%
Total	643.878.808,33	100,00%	48.761	100,00%	47.934	100,00%

**SC Germany Consumer 2022-1
Monthly Investor Report**

18. Amortisation Profile



Calculation Date	12.12.2024				
Payment Date	16.12.2024				
Period No	26				
Monthly Period	Dec 2024				
Interest Period	from	14.11.2024	to	16.12.2024	= 32 days
Collection Period	from	01.11.2024	to	30.11.2024	

Amortisation profile

Collection Period	Outstanding Volume	Collection Period	Outstanding Volume
1	643.878.808,33 €	51	143.062.368,12 €
2	633.417.743,08 €	52	134.126.211,09 €
3	622.859.583,95 €	53	125.300.906,40 €
4	612.302.803,20 €	54	116.631.079,16 €
5	601.757.826,17 €	55	108.135.659,39 €
6	591.237.708,69 €	56	99.821.743,32 €
7	580.721.642,23 €	57	91.745.116,70 €
8	570.206.473,96 €	58	83.888.231,18 €
9	559.705.623,46 €	59	76.268.825,97 €
10	549.219.543,63 €	60	68.771.135,05 €
11	538.754.718,85 €	61	61.397.732,49 €
12	528.279.512,38 €	62	54.288.620,17 €
13	517.802.151,64 €	63	47.475.351,27 €
14	507.338.739,47 €	64	40.894.173,45 €
15	496.888.902,64 €	65	34.673.238,47 €
16	486.445.927,44 €	66	28.916.957,58 €
17	476.027.672,61 €	67	23.704.495,76 €
18	465.635.253,51 €	68	19.102.528,75 €
19	455.265.169,84 €	69	15.305.830,45 €
20	444.920.865,55 €	70	12.286.422,95 €
21	434.615.928,55 €	71	10.116.553,93 €
22	424.349.371,49 €	72	8.255.245,29 €
23	414.123.278,94 €	73	6.649.340,95 €
24	403.905.043,59 €	74	5.267.611,93 €
25	393.694.624,80 €	75	4.105.272,53 €
26	383.516.166,66 €	76	3.078.481,53 €
27	373.382.210,42 €	77	2.256.866,88 €
28	363.262.851,70 €	78	1.617.209,80 €
29	353.196.813,11 €	79	1.128.590,40 €
30	343.185.336,61 €	80	753.042,19 €
31	333.210.236,19 €	81	489.357,00 €
32	323.274.810,44 €	82	345.699,65 €
33	313.391.497,04 €	83	256.851,20 €
34	303.574.833,31 €	84	191.773,77 €
35	293.828.624,49 €	85	147.399,23 €
36	284.095.568,97 €	86	113.044,88 €
37	274.379.789,40 €	87	91.843,84 €
38	264.698.193,21 €	88	77.236,33 €
39	255.042.148,25 €	89	68.085,64 €
40	245.417.346,83 €	90	61.822,01 €
41	235.831.703,56 €	91	57.323,67 €
42	226.303.796,85 €	92	52.800,93 €
43	216.822.370,56 €	93	48.862,58 €
44	207.405.042,92 €	94	45.692,33 €
45	198.051.853,28 €	95	42.575,24 €
46	188.767.655,06 €	96	39.441,63 €
47	179.541.869,03 €	97	36.291,42 €
48	170.334.654,78 €	98	33.494,61 €
49	161.163.973,25 €	99	30.682,99 €
50	152.074.248,55 €	100	27.856,48 €

SC Germany Consumer 2022-1
Monthly Investor Report

Calculation Date	12.12.2024				
Payment Date	16.12.2024				
Period No	26				
Monthly Period	Dec 2024				
Interest Period	from	14.11.2024	to	16.12.2024	= 32 days
Collection Period	from	01.11.2024	to	30.11.2024	

19. Priority of Payments + Transaction Costs



Pre-Enforcement Available Interest Amount

Interest Collections	+	3.036.835,34 €
Other Interest Payments by the Seller to the Issuer	+	- €
Recoveries received by the Seller	+	126.522,33 €
Interest Earned on Transaction Account and Purchase Shortfall Account	+	0,14 €
Amounts standing to the Commingling Reserve Account	+	- €
Amounts standing to the credit of the Liquidity Reserve Account	+	12.668.094,70 €
Interests paid by the Interest Swap Counterparty to the Issuer	+	551.515,98 €
Remaining Pre-Enforcement Available Principal Amount	+	- €
Other Amounts paid to the Issuer	+	- €
Available Interest Amount	=	16.382.968,49 €

Pre-Enforcement Available Principal Amount

Principal Collections (including Deemed Collections)	+	17.530.502,85 €
other principal amount paid by the Seller to the Issuer	+	- €
Final Repurchase Price	+	- €
Amounts standing to the credit of the Commingling Reserve Account	+	- €
Amounts standing to the credit of the Set-Off Reserve Account	+	- €
Purchase Shortfall Amount	+	16,78 €
Mezzanine Loan Disbursement Amount paid by the Originator to the Issuer	+	- €
Principal Deficiency Sub-Ledger	+	839.571,02 €
Rounding Differences from previous period	+	- €
Available Principal Amount	=	18.370.090,65 €

*excl. any interest earned on any balance credited to the Commingling Reserve Account

Pre-Enforcement Interest Priority of Payments

Available Interest Amount	16.382.968,49 €
Senior Expenses and Taxes	- 17.179,67 €
Swap Interest Payment other than subordinated Payments	- - €
Interest on Class A Notes	- 1.641.351,60 €
Interest on Class B (if Most Senior Note or Class B PDL < 100%)	- 160.133,00 €
Interest on Class C (if Most Senior Note or Class C PDL < 25%)	- 234.454,00 €
Interest on Class D (if Most Senior Note or Class D PDL < 25%)	- 214.152,00 €
Interest on Class E (if Most Senior Note or Class E PDL < 25%)	- 368.424,00 €
Interest on Class F (if Most Senior Note or Class F PDL < 25%)	- 271.702,60 €
Liquidity Reserve Amount Replenishment (Part I)	- 12.636.000,00 €
Crediting the PDLs until cleared	- 839.571,02 €
Liquidity Reserve Amount Replenishment (Part II)	- - €
Interest Class B (if not paid above)	- - €
Interest Class C (if not paid above)	- - €
Interest Class D (if not paid above)	- - €
Interest Class E (if not paid above)	- - €
Interest Class F (if not paid above)	- - €
Amortisation of Class F	- - €
Mezzanine Loan Interest	- - €
Interest Class G	- - €
Termination Payment [Re. Swap Agreement]	- - €
Interests Liquidity Reserve Loan	- - €
Principal Of Liquidity Reserve Loan	- - €
Any Remaining Amount To The Seller	= - €

Pre-Enforcement Principal Priority of Payments

Available Principal Amount	18.370.090,65 €
Senior Expense Deficit	- - €
Net Note Available Principal Proceeds	= 18.370.090,65 €
Replenishment	- - €
Purchase Shortfall Amount	- - €
Prior to Sequential Payment Trigger Event: Class A Pro Rata- Principal Payment Amount	- - €
Prior to Sequential Payment Trigger Event: Class B Pro Rata- Principal Payment Amount	- - €
Prior to Sequential Payment Trigger Event: Class C Pro Rata- Principal Payment Amount	- - €
Prior to Sequential Payment Trigger Event: Class D Pro Rata- Principal Payment Amount	- - €
Prior to Sequential Payment Trigger Event: Class E Pro Rata- Principal Payment Amount	- - €
On or after to Sequential Payment Trigger Event: Redemption Class A	- 18.370.044,00 €
Full Redemption Class B - G (after Regulatory Change Event)	- - €
On or after to Sequential Payment Trigger Event: Redemption Class B	- - €
On or after to Sequential Payment Trigger Event: Redemption Class C	- - €
On or after to Sequential Payment Trigger Event: Redemption Class D	- - €
On or after to Sequential Payment Trigger Event: Redemption Class E	- - €
Redemption Class F Notes	- - €
Mezzanine Loan Principal	- - €
Redemption Class G Notes	- - €
Transaction Account Remaining Amount	= - €

Transaction Costs

	Total	Class A	Class B	Class C	Class D	Class E	Class F	Class G	Liquidity Reserve Loan
Senior Expenses	17.179,67 €								
Interest accrued for the Period	12.879.547,36 €	1.641.351,60 €	160.133,00 €	234.454,00 €	214.152,00 €	368.424,00 €	271.702,60 €	9.804.152,40 €	184.177,16 €
Cumulative Interest accrued	226.437.793,94 €	57.230.712,00 €	5.113.323,60 €	7.470.892,00 €	6.806.952,00 €	11.681.101,20 €	6.791.444,40 €	130.052.512,80 €	1.290.855,94 €
Interest Payments	2.890.217,80 €	1.641.351,60 €	160.133,60 €	234.454,00 €	214.152,00 €	368.424,00 €	271.702,60 €	- €	- €
Cumulative Interest Payments	95.094.425,20 €	57.230.712,00 €	5.113.323,60 €	7.470.892,00 €	6.806.952,00 €	11.681.101,20 €	6.791.444,40 €	- €	- €
Unpaid Interest for the Period	9.988.329,56 €	- €	- €	- €	- €	- €	- €	9.804.152,40 €	184.177,16 €
Cumulative Unpaid Interest	131.343.368,74 €	- €	- €	- €	- €	- €	- €	130.052.512,80 €	1.290.855,94 €
Liquidity Reserve Loan only: Outstanding Amount	21.667.900,40 €								21.667.900,40 €

**SC Germany Consumer 2022-1
Monthly Investor Report**

20. Retention



Calculation Date			12.12.2024		
Payment Date			16.12.2024		
Period No			26		
Monthly Period			Dec 2024		
Interest Period	from	14.11.2024	to	16.12.2024	= 32 days
Collection Period	from	01.11.2024	to	30.11.2024	

For the purposes of compliance with the requirements of Article 6(3)(c) of the Securitisation Regulation, the Seller will retain, in its capacity as originator within the meaning of the Securitisation Regulation, on an ongoing basis for the life of the transaction, such net economic interest through an interest in randomly selected exposures.

Amount of randomly Selected Exposures 31.817.810,98 €

**SC Germany Consumer 2022-1
Monthly Investor Report**

21. Counterparties



Calculation Date	12.12.2024				
Payment Date	16.12.2024				
Period No	26				
Monthly Period	Dec 2024				
Interest Period	from	14.11.2024	to	16.12.2024	= 32 days
Collection Period	from	01.11.2024	to	30.11.2024	

Joint Lead Managers

Banco Santander S.A.
Paseo de Pareda 9 - 12
39004 Santander
Spain

Société Générale S.A.
29 Boulevard Haussmann
75009 Paris
France

UniCredit Bank AG
Arabellastraße 12
81925 Munich
Germany

Corporate Administrator

Circumference FS (Luxembourg) S.A.
22-24 Boulevard Royal
L-2449 Luxembourg
Grand Duchy of Luxembourg

Luxembourg Listing Agent

Bank of New York Mellon SA-NV/Luxembourg
2-4 rue Eugène Ruppert
L-2453 Luxembourg
Grand Duchy of Luxembourg

**Principal Paying Agent, Calculation Agent,
Cash Administrator, Interest Determination Agent
& Back-Up Servicer Facilitator**

Bank of New York Mellon
One Canada Square
London E14 5AL
United Kingdom

Account Bank & Transaction Security Trustee

Bank of New York Mellon
Messe Turm, Friedrich-Ebert-Anlage 49
60327 Frankfurt am Main
Germany

Interest Swap Counterparty:

Banco Santander S.A.
Ciudad Grupo Santander
Avenida de Cantabria s/n
Edificio Encinar
28660, Boadilla del Monte
Spain

Data Trustee:

Oversea FS B.V.
Museumlaan 23581 HK, Utrecht
3581 HK Utrecht
The Netherlands

Rating Agencies:

Fitch Ratings
Neue Mainzer Strasse 46 - 50
60311 Frankfurt am Main
Germany

Moody's Investors Service España, S.A.
Príncipe de Vergara, 131 - 6º Floor
28002 Madrid
Spain

Long Term	Fitch			Moody's			Counterparty status
	Short Term	Outlook	Long Term	Short Term	Outlook		
A-	F2	STABLE	A2	P-1	POS	performing	
A-	F1	STABLE	A1	P-1	NEG	performing	
A-	F2	STABLE	A2	P-1	POS	performing	
-	-	-	-	-	-	performing	
AA	F1+	STABLE	-	P-1	STABLE	performing	
AA	F1+	STABLE	Aa1	P-1	STABLE	performing	
AA	F1+	STABLE	Aa1	P-1	STABLE	performing	
A-	F2	STABLE	A2	P-1	POS	performing	
-	-	-	-	-	-	performing	

Ratings as of 30.11.2024, data source: Bloomberg

SC Germany Consumer 2022-1 Monthly Investor Report

22. Issuer Information



Calculation Date		12.12.2024				
Payment Date		16.12.2024				
Period No		26				
Monthly Period		Dec 2024				
Interest Period	from	14.11.2024	to	16.12.2024	=	32 days
Collection Period	from	01.11.2024	to	30.11.2024		

Deal Name:

SC Germany Consumer 2022-1

Issuer:

SC GERMANY S.A., COMPARTMENT CONSUMER 2022-1

The Managing Directors
22-24 Boulevard Royal
L-2449 Luxembourg,
Grand Duchy of Luxembourg

LEI:

54930010DV9V1WKUO071

Seller of the Receivables:

Santander Consumer Bank AG

Servicer Name:

Santander Consumer Bank AG

Reporting Entity:

Santander Consumer Bank AG

Capital Markets
Santander-Platz 1
41061 Mönchengladbach
Germany
eMail abs_ger@santander.de

SPV-Administrator:

Circumference FS (Luxembourg) S.A.

22-24 Boulevard Royal
L-2449 Luxembourg,
Grand Duchy of Luxembourg

**SC Germany Consumer 2022-1
Monthly Investor Report**

23. Swap Counterparty Data



Calculation Date	12.12.2024				
Payment Date	16.12.2024				
Period No	26				
Monthly Period	Dec 2024				
Interest Period	from	14.11.2024	to	16.12.2024	= 32 days
Collection Period	from	01.11.2024	to	30.11.2024	

Swap Counterparty

Swap Counterparty Banco Santander S.A.
Swap Rating Trigger Breach no

Rating Trigger & Current Ratings	Consequenses	Fitch			Moody's			Trigger breach
		Long Term or Derivative Counterparty Rating	Short Term	Outlook	Long Term (CRA)	Short Term	Outlook	
1st Rating Trigger	Collateral, Guarantee or Replacement	A	F1		A3			no
2nd Rating Trigger	Replacement	BBB-	F3		Baa1			no
Current Counterparty Ratings		A(dcr)	F2	STABLE	A3(cr)	P-1	POS	

Current Swap Data

Swap Type Fixed Floating Interest Rate Swap
Notional Amount 640.966.396,24 €
Fixed Rate 2,1200%
Floating Rate (Euribor) 3,0880%
Net Swap Payments - 551.515,98 €
Notional Amount next period 622.596.352,24 €

Swap Counterparty Details

Banco Santander, S.A.
Ciudad Grupo Santander
Avenida de Cantabria s/n
Edificio Encinar
28660, Boadilla del Monte
Madrid
Spain
Phone +34 912 89 23 58
Email: irswapscommod_doc@gruposantander.com

Counterparty Replacement

Old Counterparty Banco Santander S.A.
Current Counterparty Banco Santander S.A.

Swap Collateral

Beginning of Period - €
Cash Outflow - €
Cash Inflow - €
End of Period - €

Ratings as of 30.11.2024, data source: Bloomberg

In case of Fitch, only one required rating must be held

**SC Germany Consumer 2022-1
Monthly Investor Report**

24. Santander Consumer Bank



Contact Details

Team ABS

abs_ger@santander.de

Calculation Date	12.12.2024				
Payment Date	16.12.2024				
Period No	26				
Monthly Period	Dec 2024				
Interest Period	from	14.11.2024	to	16.12.2024	= 32 days
Collection Period	from	01.11.2024	to	30.11.2024	

Ratings Santander

Banco Santander S.A.

Santander Consumer Finance S.A.

Santander Consumer Bank AG

Fitch			Moody's		
Long Term	Short Term	Outlook	Long Term	Short Term	Outlook
A	F1	STABLE	A3(cr)	P-2(cr)	POS
A	F1	STABLE	A3(cr)	P-2(cr)	POS
A-	F2	STABLE	A1(cr)	P-1(cr)	STABLE

Ratings as of 30.11.2024, data source: Bloomberg

**SC Germany Consumer 2022-1
Monthly Investor Report**

25. Glossary



Calculation Date		12.12.2024				
Payment Date		16.12.2024				
Period No		26				
Monthly Period		Dec 2024				
Interest Period	from	14.11.2024	to	16.12.2024	=	32 days
Collection Period	from	01.11.2024	to	30.11.2024		

Aggregate Outstanding Principal Amount:

Shall mean in respect of all Purchased Receivables at any time, the aggregate of the Outstanding Principal Amounts of all Purchased Receivables which, as of such time, are not defaulted receivables.

Defaulted Contracts/Defaults:

Shall mean as of any date, any purchased receivable which has been declared due and payable in full in accordance to the Credit and Collection Policy which in principal is between 120 and 180 calendar days after the due date.

Delinquent Receivable:

Shall mean as of any date, any purchased receivable which is more than 30 days overdue and not a defaulted contract.

Excess Spread:

Excess Spread equals WA Portfolio Yield minus Fixed Swap Rate minus WA Notes Margin.

Legal Maturity:

Final Payment date on which each Class A Note will be redeemed in full.

Expected Maturity:

Maturity date of the notes under the assumption of inter alia (a) a 27 % constant prepayment rate, (b) an exercised Clean-Up Call at 10%.

Payment Protection Insurance:

Insurance, composed of life insurance and/or accident insurance and/or temporary disability insurance and/or unemployment insurance, which covers the risk that a Debtor in its capacity as insured person is unable to pay the Loan Instalments owed by such Debtor life insurance.

Recoveries:

Any amount received on defaulted contracts.

Set-Off Reserves (X/Y):

Protection against set-off risks due to (X) capitalized service fees (e.g. Payment Protection Insurance, Gap Insurance, Repair Cost Insurance) and (Y) deposits.